



Richpeace[®]

Richpeace Precision Single Head Cap/ Tubular Embroidery Machine

RPCE-NM-TC-1-400×450-LB-F15-VR1-NA-1P220



Flat embroidery



Cap embroidery



Tubular embroidery

Features

1. Richpeace new 3G computer control system, friendly HMI, flexible operation, large storage capacity, ensure highly precise running of the machine.
2. Freely switch between flat embroidery, cap embroidery and tubular embroidery.
3. Pattern rotation and scaling up and down: zoom in and out in 1% increments range from 50% to 200%, rotating the pattern from 0-89° in 1° increments
4. Power-off protection function: When the power supply suddenly cut off, machine can automatically search for the data before power off and continue embroidery work.
5. The pattern can be rotated, zoomed, copied, deleted, and edited; and the software can set limit-position, convenient for special functions such as tubular embroidery and cap embroidery.
6. The frame/inverted frame can be moved according to the stitching, color change or the specified needle.
7. Automatic color change, motorized thread trimming, stepper motor hooking, thread broken detection.
8. The new tabletop has strong hardness and high wear resistance.
9. Adjustable presser foot, which can be adjusted according to different fabric thickness.
10. Thread guide tube: thread moving stably, free off twined or loosing.

Application

For advanced customization of clothing, bags, shoes, cap, toy and other industries. Especially suitable for design studios which provide customization requirement, apparel companies, small factories, educational and other users, where would have high production flexibility that dealing with rich styles and small volume production.



TIANJIN RICHPEACE AI CO., LIMITED

Add: No.6 Baozhong Road, Baodi Economic
Development Area, Tianjin City, 301800 China
Email: sales@richpeace.com www.richpeace.com

Tel: +86-22-22533456
Fax: +86-22-22530075





Model

Model	RPCE-NM-TC-1-400×450-LB-F15-VR1-NA-1P220		
Function	Flat embroidery	Cap embroidery	Tubular embroidery
Working area	400mm×450mm	300mm×60mm	400mm×400mm
Working speed	≤1200RPM	≤850RPM	≤1000RPM







Parameters

Thread Trimming	Dynamic thread trimming		
Color Change	Lead screw driving		
Head Locking	Motor		
Thread Clamping	Automatic clamping	Stitches capacity	130 million
Motor	XY Servo motor	Power	0.6kW
Power Supply	Single phase 220V/50Hz, 3 phase 380V/50Hz (special power supply is possible)		
Dimensions (L×W×H)	1320mm×1345mm×1650mm	Thread guide	Middle metal thread guide
Stitch Length	0.1-12.7mm (15-color)	Thread Hooking	Individual hooking
Operation Screen	3G 10.1-inch touch screen	Cam (optional)	Single cam drive or double cams
Input /Output	USB	Rotary Hook (optional)	Koban or Hirose (Japan)

Main Configuration (Below are for reference, pls. consult with Richpeace for the final configurations)

<p>Standard Frame</p>  <p>Cap frame Tubular frame</p>	<p>Optional Frame</p>  <p>Sock frame Pants frame</p>
--	--

Optional devices

					
Sequins	Scattered Beads	Laser Cutting	Simple Cording	Boring	Tracing Cording